

Statement Showing Shareholding Pattern

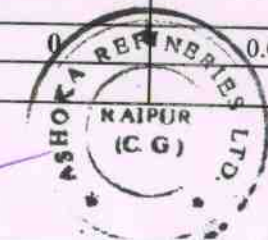
Name of Company - ASHOKA REFINERIES LTD

Scrip code- 526983

Quarter Ended - 30-06-2010


Table (I)(a)

Category code	Category of Shareholder	Number of Shareholders	Total number of shares	Number of shares held in dematerialized form	Total shareholding as a percentage of total number of shares		Shares Pledged or otherwise encumbered	
					As a percentage of (A+B) ¹	As a percentage of (A+B+C)	Number of shares	As a percentage
(I)	(II)	(III)	(IV)	(V)	(VI)	(VII)	(VIII)	(IX) = (VIII)/(IV)*100
(A)	Shareholding of Promoter and Promoter Group²							
1	Indian							
(a)	Individuals/ Hindu Undivided Family							
		29	1155000	0	33.95	33.95	0	0.00
(b)	Central Government/ State Government(s)	0	0	0	0.00	0.00	0	0.00
(c)	Bodies Corporate	0	0	0	0.00	0.00	0	0.00
(d)	Financial Institutions/ Banks	0	0	0	0.00	0.00	0	0.00
(e)	Any Others(Specify)	0	0	0	0.00	0.00	0	0.00
(e-i)		0	0	0	0.00	0.00	0	0.00
(e-ii)		0	0	0	0.00	0.00	0	0.00
	Sub Total(A)(1)	29	1155000	0	33.95	33.95	0	0.00



Svd

2	Foreign							
a	Individuals (Non-Residents Individuals/ Foreign Individuals)	0	0	0	0.00	0.00		0.00
b	Bodies Corporate	0	0	0	0.00	0.00		0.00
c	Institutions	0	0	0	0.00	0.00		0.00
d	Any Others(Specify)	0	0	0	0.00	0.00		0.00
d-i		0	0	0	0.00	0.00		0.00
d-ii		0	0	0	0.00	0.00		0.00
	Sub Total(A)(2)	0	0	0	0.00	0.00	0	0.00
	Total Shareholding of Promoter	29	1155000	0	33.95	33.95	0	0.00
(B)	Public shareholding							
1	Institutions							
(a)	Mutual Funds/ UTI	0	0	0	0.00	0.00		
(b)	Financial Institutions / Banks	1	10000	0	0.29	0.29		
(c)	Central Government/ State Government(s)	0	0	0	0.00	0.00		
(d)	Venture Capital Funds	0	0	0	0.00	0.00		
(e)	Insurance Companies	0	0	0	0.00	0.00		
(f)	Foreign Institutional Investors	0	0	0	0.00	0.00		
(g)	Foreign Venture Capital Investors	0	0	0	0.00	0.00		
(h)	Any Other (specify)	0	0	0	0.00	0.00		
(h-i)		0	0	0	0.00	0.00		
(h-ii)		0	0	0	0.00	0.00		
	Sub-Total (B)(1)	1	10000	0	0.29	0.29		
B 2	Non-institutions							
(a)	Bodies Corporate	12	16400		0.48	0.48		




(b)	Individuals				0.00	0.00		
I	Individuals -i. Individual shareholders holding nominal share capital up to Rs 1 lakh	2695	1862500		54.75	54.75		
II	ii. Individual shareholders holding nominal share capital in excess of Rs. 1 lakh.	15	332000		9.76	9.76		
(c)	Any Other (specify)				0.00	0.00		
(c-i)					0.00	0.00		
(c-ii)	NRI	15	26000		0.76	0.76		
	Sub-Total (B)(2)	2737	2236900	0	65.75	65.75		
(B)	Total Public Shareholding (B)= (B)(1)+(B)(2)	2738	2246900	0	66.05	66.05		
	TOTAL (A)+(B)	2767	3401900	0	100.00	100.00		
(C)	Shares held by Custodians and against which Depository Receipts have been issued							
1	Promoter and Promoter Group	0	0	0	N.A.	0.00	0	0.00
2	Public	0	0	0	N.A.	0.00	0	0
	Sub-Total (C)	0	0	0	N.A.	0	0	0
	GRAND TOTAL (A)+(B)+(C)	2767	3401900	0	N.A.	100.00	0	0.00

Smr



(I)(b) Statement showing Shareholding of persons belonging to the category
"Promoter and Promoter Group"

Sr. No.	Name of the shareholder	Total shares held		Shares pledged or otherwise encumbered		
		Number of shares	As a % of grand total (A)+(B)+(C)	Number	As a percentage	As a % of grand total (A)+(B)+(C) of sub-clause (I)(a)
(I)	(II)	(III)	(IV)	(V)	(VI)=(V)/(III)*100	(VII)
1	SHABIR MEMON	8000	0.24		0.00	0.00
2	SHRI MANSOOR AHMED	7500	0.22		0.00	0.00
3	ALOK AWADHIYA	31400	0.92		0.00	0.00
4	SHRI ARUN TAMRAKAR	32000	0.94		0.00	0.00
5	SHRI AWDESH JAIN	32900	0.97		0.00	0.00
6	GOKUL PRASAD SHARMA	30600	0.90		0.00	0.00
7	VISWAJIT SINGH	32000	0.94		0.00	0.00
8	HIMMAT LAL SAHU & SONS	30000	0.88		0.00	0.00
9	HIMMAT LAL SAHU	29200	0.86		0.00	0.00
10	K.S.N. MURTY	31000	0.91		0.00	0.00
11	SRI MAHESH KODWANI	30000	0.88		0.00	0.00
12	MAHESH KODWANI (H.U.F.)	31300	0.92		0.00	0.00
13	NILESH BUDHBHATTI	30000	0.88		0.00	0.00
14	BHARTI DEVI KODWANI	30500	0.90		0.00	0.00
15	SURENDRA SINGH SANDHU	30000	0.88		0.00	0.00
16	SMT. REETA ATLANI	141000	4.14		0.00	0.00
17	RAJESH ATLANI	110100	3.24		0.00	0.00
18	SMT. SANA ATLANI	124900	3.67		0.00	0.00
19	KISHOR ATLANI	109500	3.22		0.00	0.00
20	SHRI AJAY CHAUDHRY	33000	0.97		0.00	0.00




21	SATYAPRAKASH AGRAWAL	30800	0.91		0.00	0.00
22	SUDHIR SINGH MOURYA	30700	0.90		0.00	0.00
23	ALOK CHOUDHRY	29300	0.86		0.00	0.00
24	RAVI VASWANI	30000	0.88		0.00	0.00
25	UMESH KUMAR SAHU	32800	0.96		0.00	0.00
26	PRAMOD VASWANI	28600	0.84		0.00	0.00
27	SUDIR DIXIT	25000	0.73		0.00	0.00
28	Y K SAHU	10000	0.29		0.00	0.00
29	GANESH YADAV	2900	0.09		0.00	0.00
TOTAL		1155000	33.95	0	0.00	0.00

Sini




(D)(d) Statement showing details of locked-in shares

Sr. No.	Name of the shareholder	Number of locked-in shares	Locked-in shares as a percentage of total number of shares {i.e., Grand Total (A)+(B)+(C) indicated in Statement at para (I)(a) above}
1			0.00
2			0.00
3			0.00
4			0.00
5			0.00
6			0.00
7			0.00
8			0.00
9			0.00
TOTAL		0	0.00



(II)(a) Statement showing details of Depository Receipts (DRs)

Sr. No.	Type of outstanding DR (ADRs, GDRs, SDRs, etc.)	Number of outstanding DRs	Number of shares underlying outstanding DRs	Shares underlying outstanding DRs as a percentage of total number of shares {i.e., Grand Total (A)+(B)+(C) indicated in Statement at para (I)(a) above}
1				0.00
2				0.00
3				0.00
4				0.00
5				0.00
6				0.00
7				0.00
8				0.00
9				0.00
TOTAL		0	0	0.00



(II)(b) Statement showing holding of Depository Receipts (DRs), where underlying shares held by "promoter/promoter group" are in excess of 1% of the total number of shares

Sr. No.	Name of the DR Holder	Type of outstanding DR (ADRs, GDRs, SDRs, etc.)	Number of shares underlying outstanding DRs	Shares underlying outstanding DRs as a percentage of total number of shares {i.e., Grand Total (A)+(B)+(C) indicated in Statement at para (I)(a) above}
1				0.00
2				0.00
3				0.00
4				0.00
5				0.00
6				0.00
7				0.00
8				0.00
9				0.00
				0.00
TOTAL			0	0.00

